



Team SpAppz (League) Guide

Contents

Overview	2
Getting Started.....	2
Checking your Roster	2
Coach and player photos for IDs.....	2
Adding/Updating Player Jersey numbers	3
Generating Roster/Match Sheet.....	3
Team ID Cards	3
Finding your opponent's contact information.....	4
Reporting the score (Home team only)	4
Setting Kit colours	5
Questions	5



Overview

This document can be treated as a playbook for new and returning coaches and is current for 2025/26 season. It will cover topics for the Spappz website (BCCSL – Fall or Cascadia – Spring). This system is separate from OTTO Sport which is used by Abbotsford Soccer Association for registration and team management.

Getting Started

You would have received an email from the league administrator with your username and password. If not, you can request one by:


1. Browse to <https://bccsl.ca/home> or <https://cascadiasoccer.spappz.com/>
2. Click Admin in the top right corner
3. Click Forgot user name/password?
4. Enter the email address supplied to ASA
5. Click POST
6. You will receive an email showing your login name & link to reset your password

Checking your Roster

As a coach or manager it is your responsibility to check you roster and make sure all eligible players are showing correctly. To give enough time for changes/updates, this **must** be done prior to 12 PM Wednesday.


1. Browse to <https://bccsl.ca/home> or <https://cascadiasoccer.spappz.com/>
2. Click Admin in the top right corner
3. Enter your username and password
4. If you coached last year, you would see multiple teams, select the 2025-26 season
5. You will be presented with the current players the league knows about
6. If any changes are required, please email info@abbotsfordsoccer.com

Coach and player photos for IDs

1. Browse to Browse to <https://bccsl.ca/home> or <https://cascadiasoccer.spappz.com/>
2. Click Admin in the top right corner
3. Enter your username and password
4. If you coached last year, you would see multiple teams, select the 2025-26 season
5. Click on the player details icon 
6. Click **Click Here to add/change/delete photo**
7. Choose the photo from your device
8. Click Upload
9. Click Done
10. Click **Post** to update OR click **Next** to update the next player



Adding/Updating Player Jersey numbers

1. Browse to <https://bccsl.ca/home> or <https://cascadiasoccer.spappz.com/>
2. Click Admin in the top right corner
3. Enter your username and password
4. If you coached last year, you would see multiple teams, select the 2025-26 season
5. Click on the player details icon 
6. Scroll to the left and enter the Jersey number(s)


Team Name	Storm
Home Jersey Number	<input type="text"/>
Away Jersey Number	<input type="text"/>

7. Click **BACK** or **NEXT** to update another players
8. Click **POST** to save your changes

Generating Roster/Match Sheet

As a coach or manager, it is your responsibility to print two copies of your gamesheet/matchsheet for any gameday and make sure all eligible players are showing correctly. We recommend doing this on prior to 12 PM Thursday

1. Browse to <https://bccsl.ca/home> or <https://cascadiasoccer.spappz.com/>
2. Click Admin in the top right corner
3. Enter your username and password
4. If you coached last year, you would see multiple teams, select the 2025-26 season
5. Find the game under your team's schedule
6. Click **Roster**
 - a. If not available, wait until Thursday prior
7. Click **Printer Friendly Version**



Team ID Cards

1. Browse to <https://bccsl.ca/home>
2. Click Admin in the top right corner
3. Enter your username and password
4. If you coached last year, you would see multiple teams, select the 2025-26 season
5. Find the game under your team's schedule



6. Click **Cards**

a. *If not available, wait until Thursday prior to game day*

Date	Home Team	Result	Visiting Team	Field
League - League				
Roster Cards Call-up RSVP				

7. Cards open in PDF format that can be printed or can be saved on a mobile device

Finding your opponent's contact information

1. Browse to <https://bccsl.ca/home> or <https://cascadiasoccer.spappz.com/>
2. Click Admin in the top right corner
3. Enter your username and password
4. If you coached last year, you would see multiple teams, select the 2025-26 season
5. Find the game under your team's schedule
6. Click on your opponent's team name

Schedule Excel HTML Full Schedule				
Date	Home Team	Result	Visiting Team	Field
League - League				
Roster Cards Call-up RSVP				
Sat 9/13/2025 3:00PM	ASA - Storm	-	SFC - Warriors OBM	Mouat H.S. Turf #1

Reporting the score (Home team only)

1. Browse to <https://bccsl.ca/home> or <https://cascadiasoccer.spappz.com/>
2. Click Admin in the top right corner
3. Enter your username and password
4. If you coached last year, you would see multiple teams, select the 2025-26 season
5. Find the game under your team's schedule
6. Click **Team Rep**


Date	Home Team	Result	Visiting Team	Field
League - League				
Roster Cards Team Rep RSVP				

7. Select the game to report from the drop-down list
8. Enter the scores, paying attention to the **Your** and **Opposing** team
9. Enter your contact information and click **Post**



Setting Kit colours

Setting the kit colour indicates to the opponent our colours to avoid clashes. The home team is required to have an alternative colour or use pinnies to resolve clashes.

1. Browse to <https://bccsl.ca/home> or <https://cascadiasoccer.spappz.com/>
2. Click Admin in the top right corner
3. Enter your username and password
4. If you coached last year, you would see multiple teams, select the 2025-26 season
5. Click the pencil to edit the Team 
6. Scroll down to Shirt Color
7. Enter Red
8. Repeat for Shorts and Socks
9. Scroll down to the bottom of the page and click **POST**

Questions

If you have questions about the topics in this guide, please contact Graham Murison - graham@abbotsfordsoccer.com.

Additional help can be found on the League's help manual:

<https://docs.google.com/document/d/1qAI5mnG42t15QkJsAfAj0YqaEQvriBfR/edit?tab=t.0>

All other Spappz inquiries can be directed to info@abbotsfordsoccer.com